

If you have any questions, please contact me at jamie@teachmommyteach.com

Thank you for downloading!

You May:

- use these resources in your own home or classroom for non-commercial use.
- print as many copies as you would like.
- share the website link, <https://teachmommyteach.com/>, where this printable can be found, so that others can download the file.

You May NOT:

- sell, give away, or share a printed copy. Each person should download separately and print.
- print out a copy for multiple teachers, as in an entire school, co-op, or other group. Each teacher should download separately and print.
- link directly to the pdf. Instead, link to the page on <https://teachmommyteach.com/> or <https://teacherspayteacher.com/> where you found the download.
- claim this or any part of this printable as your own.
- alter this printable and claim it as your own.
- host any of the files on your personal or other websites that can be shared with others.
- Upload this resource to any file sharing sites

Credits!! Thank you Speaking of Images and Open Clipart!



<https://www.teacherspayteachers.com/Store/Speaking-Of-Images>



<https://openclipart.org/>

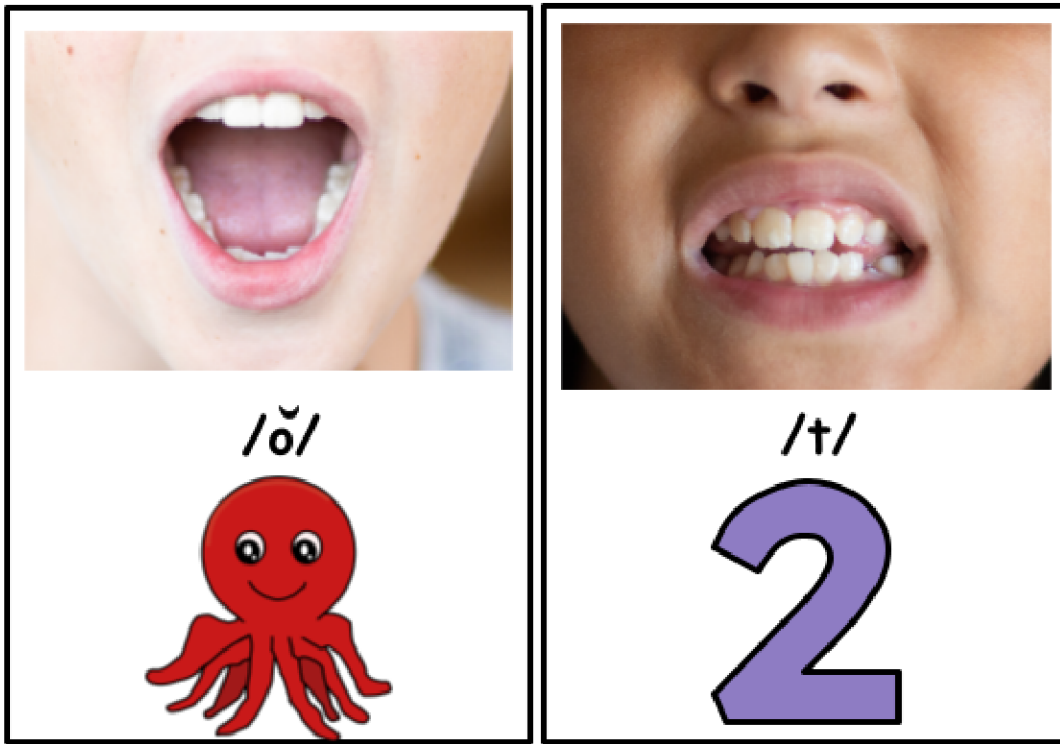
Rhyming Words Book 8: The Spot

Pre-Reading Worksheets

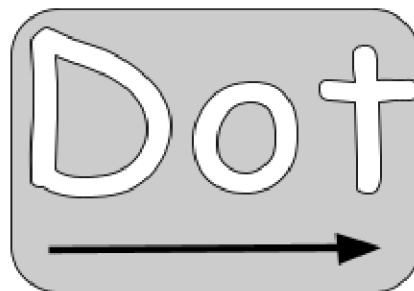
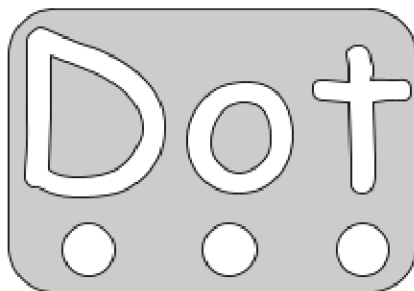
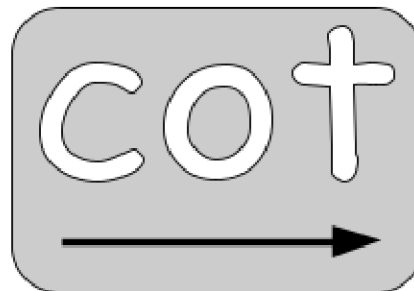
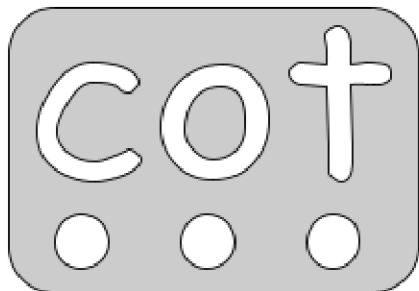
Your child will practice *CVC* words; specifically the -ot word family. Your child will the irregular word, *doll*.

Name: _____

This Bob Book reviews the OT word family. Practice saying the OT sounds.



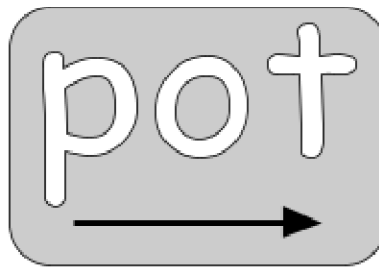
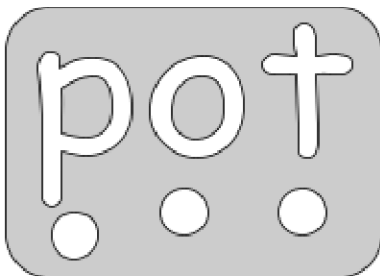
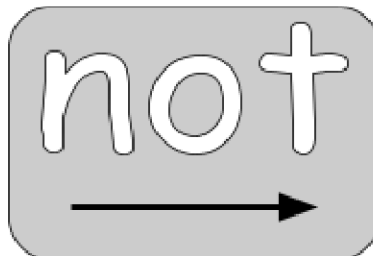
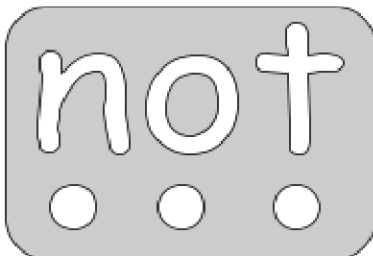
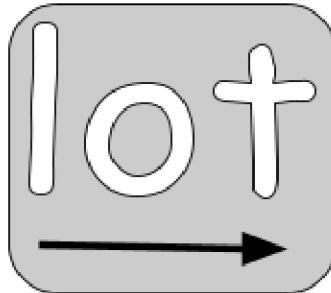

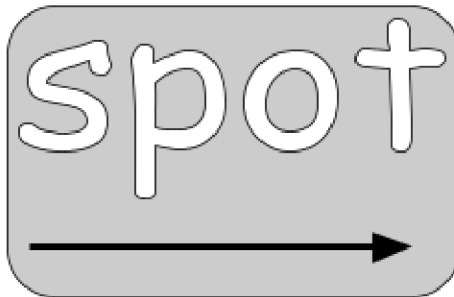
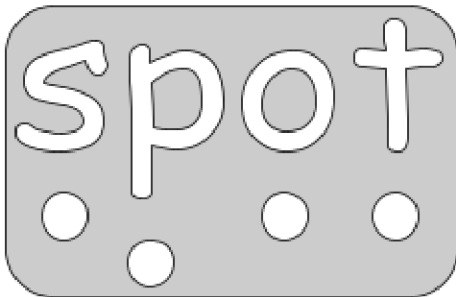
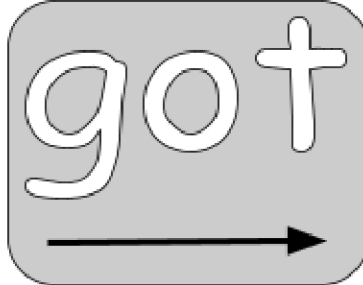

Practice sounding out the following OT words. Touch each dot and say the sound the letter(s) represent. Then, touching the arrow, put the sounds together to sound out the word. Circle the OT in each word.



Name: _____

Practice reading more OT words. Touch each dot and say the sound the letter(s) represent. Then, touching the arrow, put the sounds together to sound out the word.

Circle the OT in each word.

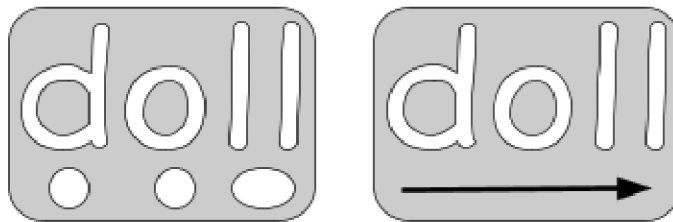


Name: _____

The word **doll** could be a tricky word to sound out. The **o** in the word **doll** represents an **aw** sound. You say an **aw** sound when you see a baby! Say, "**Aw!** A baby!" Practice saying the **aw** sound. Look at the child saying the **aw** sound.



Sound out the word **doll**. Remember to say the **aw** sound for the letter **o**, when reading the word **doll**.



Color the picture of the doll below. Thank you openclipart.org for the amazing clipart!



Name: _____

Read the following words. Do they rhyme?

doll


ball

call

fall

Yes! All of the words rhyme! Doll is spelled differently, but the ending sounds are the same!

Color the words that rhyme with ball.



Rhyming Words Book 8: The Spot

Extra Practice Post-Reading Worksheets

Name: _____

Read the following short story.

The tot has a pink doll. The tot drops the drink on the pink doll. The pink doll is wet. The tot is sad. Mom gets the pink doll a mat. The tot is glad!



Thank you openclipart.org for the wonderful clipart!





Rhyming Words Book 8: The Spot

Answers Pre-Reading Worksheets

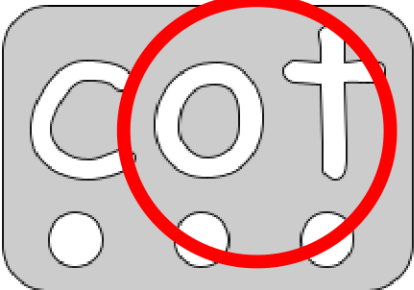
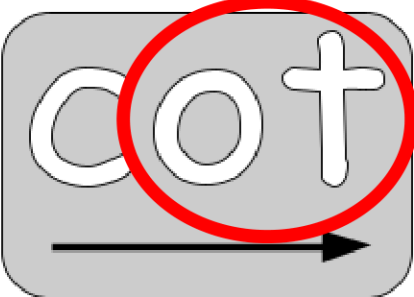
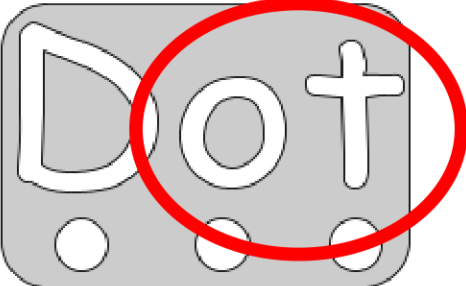
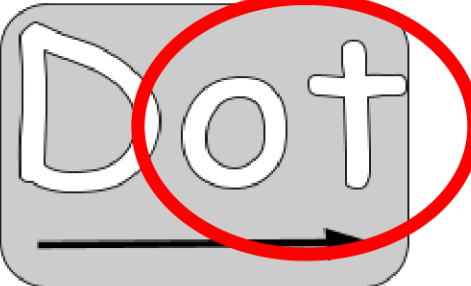
Your child will practice *CVC* words; specifically the *-ot* word family. Your child will the irregular word, *doll*.

Name: _____ **Answers**

This Bob Book reviews the OT word family. Practice saying the OT sounds.

	
/o/	/t/
	

Practice sounding out the following OT words. Touch each dot and say the sound the letter(s) represent. Then, touching the arrow, put the sounds together to sound out the word. Circle the OT in each word.

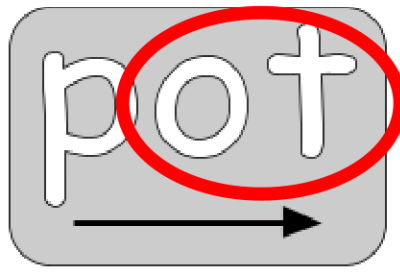
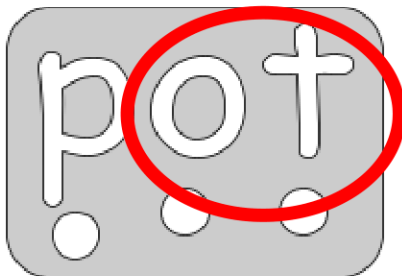
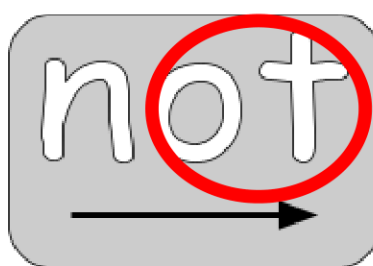
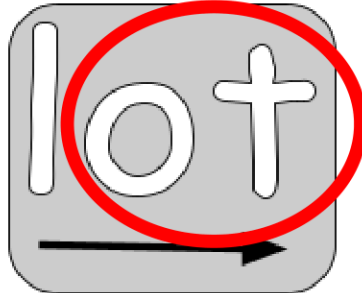
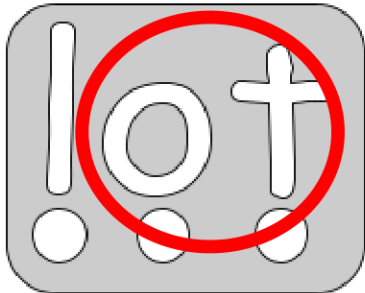



	
	

Answers

Name: _____

Practice reading more OT words. Touch each dot and say the sound the letter(s) represent. Then, touching the arrow, put the sounds together to sound out the word.

Circle the OT in each word.

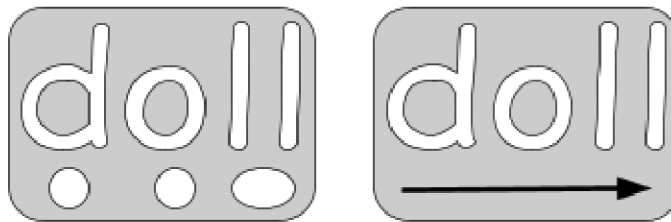


Name: _____ **Answers**

The word **doll** could be a tricky word to sound out. The **o** in the word **doll** represents an **aw** sound. You say an **aw** sound when you see a baby! Say, "**Aw!** A baby!" Practice saying the **aw** sound. Look at the child saying the **aw** sound.



Sound out the word **doll**. Remember to say the **aw** sound for the letter **o**, when reading the word **doll**.



Color the picture of the doll below. Thank you openclipart.org for the amazing clipart!



Answers

Name: _____

Read the following words. Do they rhyme?

doll


ball

call

fall

Yes! All of the words rhyme! Doll is spelled differently, but the ending sounds are the same!

Color the words that rhyme with ball.



Rhyming Words Book 8: The Spot

Answers Extra Practice Post-Reading Worksheets

Name: Answers

Read the following short story.

The tot has a pink doll. The tot drops the drink on the pink doll. The pink doll is wet. The tot is sad. Mom gets the pink doll a mat. The tot is glad!



Thank you openclipart.org for the wonderful clipart!